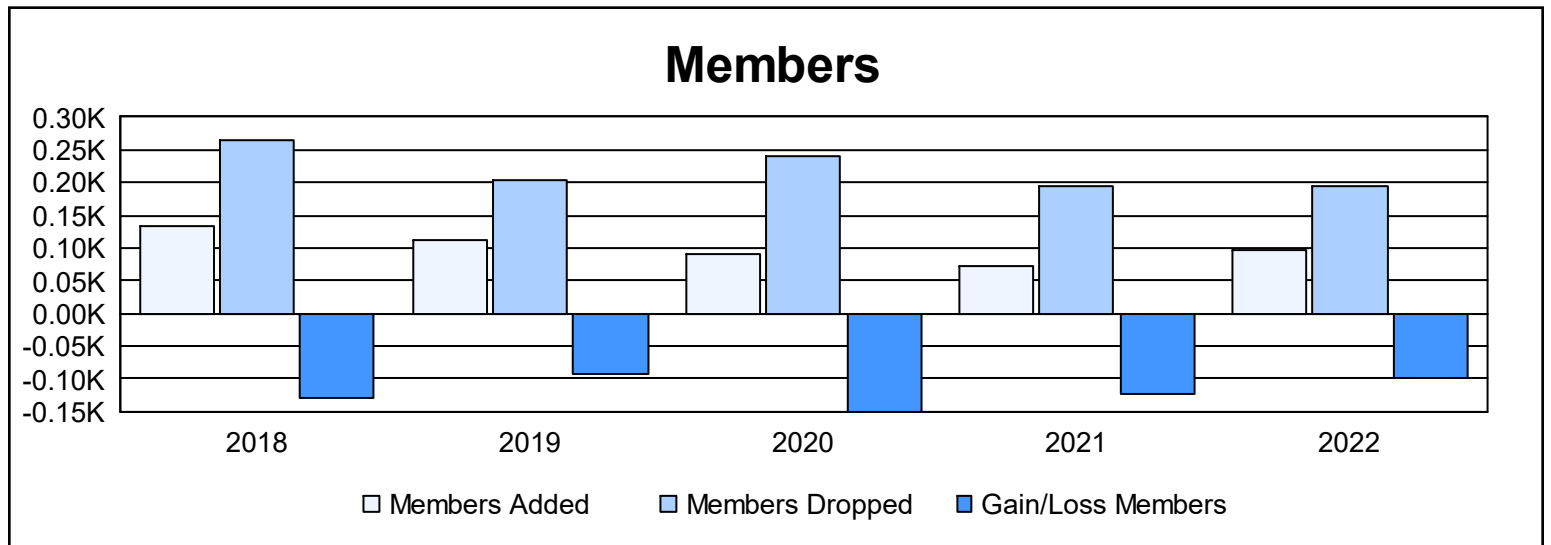
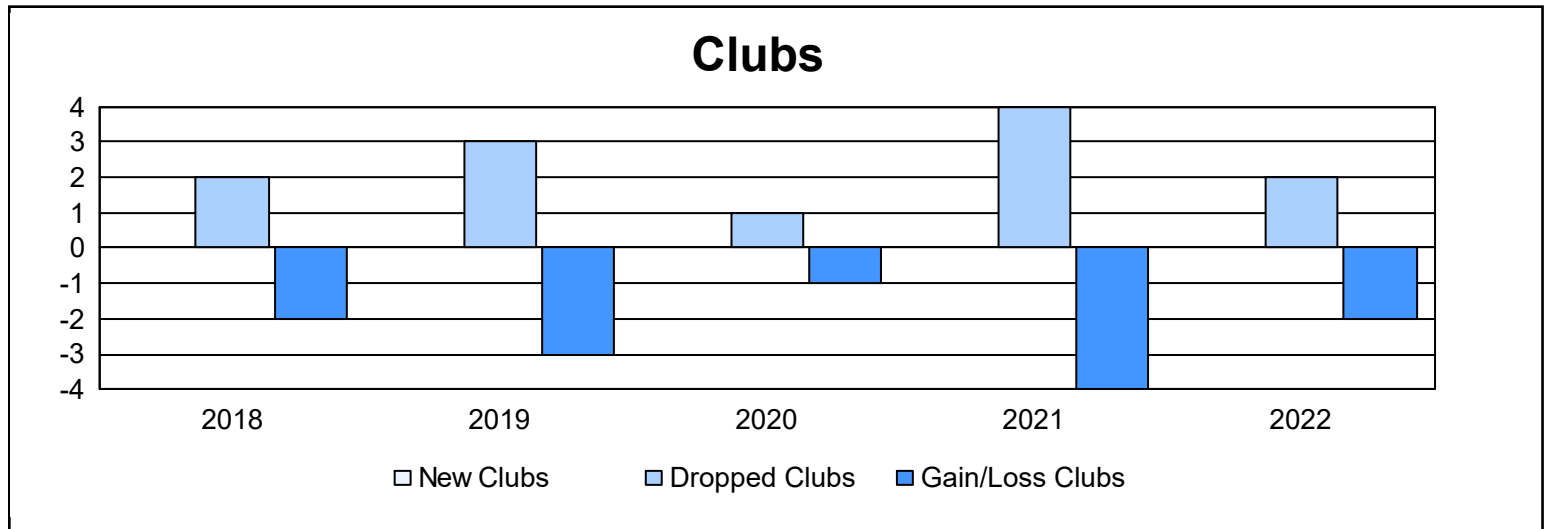
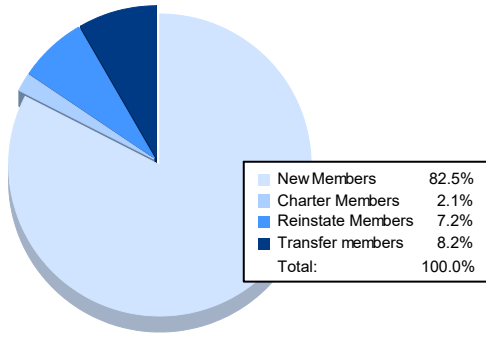


Year	New Clubs	Dropped Clubs	Gain/ Loss Clubs	New Members	Charter Members	Reinstate Members	Transfer Members	Total Member Added	Total Members Dropped	Gain/ Loss Members
2017-2018	0	2	-2	98	0	3	33	134	264	-130
2018-2019	0	3	-3	106	0	4	3	113	204	-91
2019-2020	0	1	-1	82	0	4	4	90	240	-150
2020-2021	0	4	-4	64	0	4	4	72	195	-123
2021-2022	0	2	-2	80	2	7	8	97	196	-99
<b>Average</b>	<b>0</b>	<b>2</b>	<b>-2</b>	<b>86</b>	<b>0</b>	<b>4</b>	<b>10</b>	<b>101</b>	<b>220</b>	<b>-119</b>



### Membership Composition June 2022 Cumulative



### Gender Composition June 2022 Cumulative

